

QUARTERLY PHYSICAL REPORT OF OPERATION

As of 2019 June 30

Department : State Universities and Colleges

Appropriations: Current Year Appropriations

Agency : Camiguin Polytechnic State College

Operating :

Organizational : 80900000000

Particulars	UACS CODE	Physical Targets					Physical Accomplishments					Variance as of March 31 2019	Remarks
		1st Quarter	2nd Quarter	3rd Quarter	4th Quarter	TOTAL	1st Quarter	2nd Quarter	3rd Quarter	4th Quarter	TOTAL		
1	2	3	4	5	6	7=(3+4+5+6)	8	9	10	11	12=(8+9+10+11)	13	14
Part A													
I. OPERATIONS													
Organizational Outcome													
Program 1 HIGHER EDUCATION													
Performance Indicators													
Outcome Indicators													
Indicator 1: Percentage of first time takers that pass the licensure Examinations			43.66%	45.00%	42.57%	43.18%		38.89%			0.00%	-43.18%	Results are LET, JET, EE
Indicator 2: Percentage of graduates (2 years prior) that are employed		10.00%	20.20%	20.20%	16.01%	66.48%	10.10%	47.70%			10.10%	-56.30%	Tracking of graduates is going on.
Output Indicators													
Indicator 1: Percentage of undergraduate student population enrolled in CHED identified and RDC-identified priority programs			83.50%		83.50%	83.59%		79.64%			0.00%	-83.50%	This is partial report since enrollment is still going on because of the shift of Academic Calendar from June to August
Indicator 2: Percentage of undergraduate programs with accreditation					88.24%	88.24%					0.00%	-88.24%	Accreditation is scheduled on October 2019, thus the accomplishment will be reported on the 4th quarter

QUARTERLY PHYSICAL REPORT OF OPERATION

As of 2019 June 30


Department: State Universities and Colleges
 Appropriations: Current Year Appropriations
 Agency: Camiguin Polytechnic State College
 Operating:
 Organization: 8000000000


Particulars	UACS CODE	Physical Targets					Physical Accomplishments					Variance as of March 31 2019	Remarks	
		1st Quarter	2nd Quarter	3rd Quarter	4th Quarter	TOTAL	1st Quarter	2nd Quarter	3rd Quarter	4th Quarter	TOTAL			
1	2	3	4	5	6	7=(3+4+5+6)	8	9	10	11	12=(8+9+10+11)	13	14	
Program 2 ADVANCE EDUCATION Performance Indicators Outcome Indicators Indicator F: Percentage of Graduate School Faculty engaged in research work actively pursuing in the last three(3) years (investigative research, basic and applied scientific research, policy research, social science research) Output Indicators Indicator 1: Percentage of graduate students enrolled in CHED-identified or RDC-identified priority programs Indicator 2: Percentage of accredited graduate programs				80.00%							0.00%	-80.00%	The target of 80% is equal to the accomplishment for year 2018. Local In-house Review is tentatively scheduled in the month of September 2019, the report of accomplishment will be reported in the third Quarter of the year Accomplishment shall be reported on 3rd Quarter since there is a shift of Academic Calendar from June to August The accomplishment shall be reported on the 4th Quarter as targeted	
			30.00%		30.00%	30%							-30.00%	
					66.67%	66.67%					0.00%	-66.67%		


Prepared by:

In coordination with:

Approved by:


JOHN G. AGBAYANI
 Planning Officer-designate
 Date: July 04, 2019


MILAGROSA B. SOLIVEN
 Financial Services Head/Budget Officer
 Date: July 04, 2019


MACARIO B. OCLARIT, Ph. D.
 Agency Head/Department Secretary
 Date: July 04, 2019